


2019-2020  
**Annual  
Report**





## TABLE OF CONTENTS

GOAL Board of Education.....	2
A Unique Year.....	3
Virtual Graduation.....	4
Strategic Plan & Restructuring .....	5
HB 166 Annual Report.....	8
Accomplishments & Events.....	9
Fiscal Information.....	11
Grade Card.....	12
Contact Information.....	17



# GOAL DIGITAL ACADEMY Board of Education

The GOAL Digital Academy Board of Education held eight meetings in FY20 at two lab locations, GOAL Cardington Lab located at 3700 Co. Rd. 168 Cardington, Ohio 43315 and GOAL Mansfield Main Office located at 890 West Fourth Street Mansfield, Ohio 44906.

The Board Meetings were held on: August 8, 2019, September 5, 2019, October 22, 2019, December 5, 2019, February 20, 2020, April 1, 2020, May 7, 2020, and June 4, 2020



## **GOAL Digital Superintendent**

Tish Jenkins



## **Board Member**

James Peterson



## **Board Member**

Doug Ute



## **Board Member**

Greg Nickoli



## **Board Member**

Larry Hickman



## **Board Member**

Debbie Curtis






## **GOAL Digital Treasurer**

Steve Earnest



## **Mid-Ohio ESC - Sponsor Liaison**

Jim Smith



# A **unique** YEAR

As the Coronavirus swept the world and nation, the last semester at GOAL Digital Academy took a unique turn. Learning Labs across all of our GOAL supported counties were shut down starting March 16th, 2020 as required by the governor order.

Students, teachers, and most of the support staff were all required to work from home, which launched us into a very different end to the 2019-2020 school year. Video conferencing, student focus groups, live teaching, virtual student engagement activities and remote contacts were just a few of the adjustments to our remote learning, quarantined student base.



**3/16**

7 GOAL  
learning labs  
close



**Video**

becomes  
our main  
communication  
source



**80 Staff**

work remotely &  
successfully  
complete the  
year



**Student**

Mentor Program  
is developed



**Food**

donations and  
resources were  
provided to  
students by  
county



**Therapy**

sessions  
provided 100%  
in an online  
environment





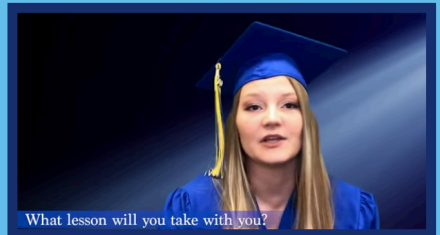


Seniors in the Graduating Class of 2020 at GOAL Digital Academy participated in a Virtual Graduation Ceremony created by the staff at GOAL. Despite all of the fear surrounding the Novel Coronavirus, we wanted to make sure our students felt recognized during this special time in their lives.

Virtual Graduation consisted of student and staff speakers, live video tributes, individual graduate slides and honors, graduation pictures, diplomas, tassel moving, yard signs & lab banners and a hearty home-based round of applause. Despite these unique circumstances, we celebrated our 2020 Graduates, in style.



## Screen Captures from Virtual Graduation



## View Virtual Graduation Here:

[https://www.youtube.com/watch?time\\_continue=2&v=r67NvhR2doM&feature=emb\\_logo](https://www.youtube.com/watch?time_continue=2&v=r67NvhR2doM&feature=emb_logo)

# RESTRUCTURING & strategic plan

## Strategic Plan

The leadership team worked with EPI to develop a new strategic plan over the summer and fall. Once the overall strategic plan was adopted, EPI worked with each administrator to set up individual goals related to leader workstreams and performed a SWOT analysis to inform further leadership coaching.



## Guiding GOALS for our work together:

The collaborative work ahead will be continuous, so the products and processes will be ongoing. If we spend our time productively during the summer and on our professional development days, we can build new practices piece by piece and incrementally implement new approaches and tools that will improve learning for all students. Rome was not built in a day, so we will be working on the same objectives for the next two years with ongoing support from Lisa and Dionna and from administrators. Our overall objectives for our work together are:

- Improve and refine the team collaboration by adopting practices that encourage the inquiry cycle of improvement.
- Map our curriculum K-12 to enhance vertical growth and collaboration
- Develop shared assessments, tools and language that can be used to measure growth over multiple years, guide team discussions & enhance student retention of skills and content.
- Maximize the tools available in Canvas and develop teacher made curriculum and high quality classroom assessment that is reliable and valid and use it for differentiation.

# Organizational Structure Enhancements

Reorganizing the administrative team not only helped to build coherence between labs, it also helps GOAL ensure it is delivering the same student experience in each lab. The administrative team is now comprised of five distinct groupings and the Superintendent to help identify clear leaders for organizational tasks:



**SUPERINTENDENT**

Tish Jenkins  
tjenkins@mygda.org



**DIRECTOR OF OPERATIONS**

Jeff Grimmett  
jgrimmett@mygda.org



**DIRECTOR OF PARTNERSHIPS & FAMILY ENGAGEMENT**

Jessica Caughlan  
jcaughlan@mygda.org



**DIRECTOR OF SCHOOL CULTURE**

Kelli Fisher  
kfisher@mygda.org



**DIRECTOR OF CURRICULUM & INSTRUCTION**

Dionna Randas  
drandas@mygda.org



**DIRECTOR OF SPECIAL EDUCATION**

Nan Stanish  
nstanish@mygda.org



**Curriculum Development**

## Rationale for curriculum development:

This year GOAL decided to set itself apart from other schools that will be providing online options to students by incorporating personalized learning through certified teacher made curriculum, live lessons and live office hours. GOAL recognizes that every student learns differently and that curriculum has to accommodate all needs. The Administration and teachers also recognized the need to humanize online learning and incorporate opportunities for the teachers to build relationships with their students and parents while utilizing different online tools and learning options. The focus is to continue to engage the students online while focusing on the mastery of the standards and enforcing trauma-informed practices through relationships and rigorous online lessons.







# HB 166 Annual Report for e-schools

HB 166 introduced new requirements for internet or computer-based schools (e-schools). ORC 3314.21 (D) annually requires that each e-school prepare & submit the following report:

**Name:** GOAL Digital Academy

**IRN:** 149047

**Sponsor:** Mid-Ohio Educational Service Center

## What is the average classroom size in your school?

25 Students per class, based on a funded full-time enrollment.

34 Students per class, based on enrollment.

## What is the ratio of teachers to students per classroom in your school?

19 Students to 1 Teacher per classroom, based on a funded full-time enrollment.

25 Students to 1 Teacher per classroom, based on enrollment.

## What is the total number of student-teacher meetings conducted in person or by video conference that occurred in the past school year?

In-person interaction was over 51,000 occurrences between learning labs, home visits, and other locations. This is based on an average of 7 learning labs, 5 tutoring centers, 20 students with in-home instruction, and student activity days.

Virtual video conferencing interaction was over 70,000, a dramatic increase in FY20. All students had weekly conferences with teachers, live courses, video exams for high school courses, and live learning sessions through office hours.

# ACCOMPLISHMENTS & events

## Delaware County Jobs for Ohio's Graduates

In 2019-2020, the JOG Program participated in events in conjunction with GOAL Digital Academy Students to support school functions. They assisted the local community Food Drive, created art packets for fellow students, completed volunteer landscaping hours & helped with recycling and lab maintenance.

In Delaware County, Twenty-two students (18 seniors and 4 juniors) were enrolled that were credit deficient, and 100% of seniors graduated successfully in the 2020 school year! JOG Participated in the Leadership Development Conference "Scavenger Hunt" in Downtown Delaware, Ohio and learned historical facts about the community they live and work in.

JAG hosted it's first ever 3-Day Virtual National Training with 1200 participants from 38 states.



100%  
graduation  
rate



## GOAL Digital Academy New Hires



10  
new staff  
for FY20



Richard Stombaugh - Technology  
Barb Ludwig - Administrative Support  
Kelly Zakrajsek - Intervention Specialist  
Pat Wood - Intervention Specialist  
Cindy Cunningham - Intervention Specialist  
Joe Byrne - Career Technical Education  
Randy Moore - Career Technical Education  
Heather Nicholson - Career Technical Education/Biology  
Angeline Burke - Math/Tutor  
Ryan Hontz - Career Technical Education

# Parent & Student Engagement

With a unique year behind us, GOAL teams across seven labs still maintained Parent & Student Engagement Activities both in person, and virtually during quarantine:



- Holiday Parties/Potlucks
  - Book Club
  - Count Week
- Back to School Events
  - Pancake Breakfast
  - Bowling Field Trips
- Ski Trip
- Virtual English Tea
- Reader's Theatre
- Pigeon Roost
- Fitness Club
- Pumpkin Decorating
- Dungeons & Dragons Club
- Mentorships
- Food Drive/Donations
- Community Strong COVID Response

## Student Service Club



In 2019/2020, as part of the Student Service Club, students participated in the launch of the GOAL "Penny Wars" to raise money for the World Wildlife Foundation. Although Penny Wars was cut off by the pandemic, students will finalize this project in the new school year. In addition, 40 GOAL Digital Students were certified in American Red Cross CPR and AED operation and as a school repeated it's successful event, the "Food Fight", gathering canned goods for local non-profits in each of our local districts!

## Career Tech

The Career Technical Education program grew by leaps and bounds in the 2019/2020 school year. GOAL hired four new Career Technical Education Instructors, and offered twelve courses that spanned six different programs.

4  
New CTE  
Instructors

122 students participated in a CTE course, with 85 of those students completing their programs.

Certifications were completed over the course of the year in Healthcare, Visual Design, and Information Technology.

### GOAL CTE Programs:

- Visual Design
- Web Design
- Health Science
  - Agriculture
  - Business
- Information Technology



# FISCAL INFORMATION & Overview

## GOAL DIGITAL ACADEMY

	2020 ACTUAL	% OF TOTAL
<b>UNENCUMBERED CASH BALANCE</b>	<b>\$431,459</b>	
<b>Funded FTE's</b>	<b>680.02</b>	
<b>Revenue:</b>		
State Funding	\$5,285,743	96%
FY 19 FTE Adjustments (24 FTE's)	(82,496)	-2%
Career Tech	\$242,803	5%
All Other Revenues	\$61,054	1%
<b>Total Revenues</b>	<b>\$5,508,104</b>	
<b>Expenditures:</b>		
Personal Services	\$2,626,922	49%
Employee Benefits	\$1,008,665	19%
Purchased Services	\$1,478,051	24%
Supplies & Materials	\$211,363	4%
Capital Outlay	\$4,160	0%
Other Objects	\$30,546	1%
<b>Total Expenditures</b>	<b>\$5,359,707</b>	
<b>Operational Surplus/(Deficit)</b>	<b>\$148,397</b>	
<b>Surplus/(Deficit)</b>	<b>\$148,397</b>	
<b>Unreserved General Fund Balance</b>	<b>\$579,865</b>	
<b>Expenditures Per FTE</b>	<b>\$7,881.69</b>	

# GRADE CARD & performance

Ohio's ordered school-building closure and subsequent emergency legislation (House Bill 197 of the 133rd General Assembly) have had substantial impacts on the state's accountability system and Ohio School Report Cards for the 2019-2020 school year.

Ohio School Report Cards, Dropout Prevention and Recovery report cards and Career-Technical Planning District report cards will have no grades or rankings issued. The data will not factor into any graded measures or components. Measures primarily based on the spring state tests will not have data available this year.

[The grade card shared here, is our 2019 Grade Card.]

## 2019 Grade Card



Districts and schools report information for the Ohio School Report Cards on specific marks of performance, called measures, within broad categories called components. Dropout Recovery Program schools receive ratings for up to eight measures and four components. Overall, this is how GOAL Digital matched up:

### High School Test Passage Rate

The High School Test Passage Rate component represents the number of students who passed all five state tests that are required for graduation.



[View More Data](#)



## High School Test Passage Rate

The High School Test Passage Rate component represents the number of students who passed all five state tests that are required for graduation.

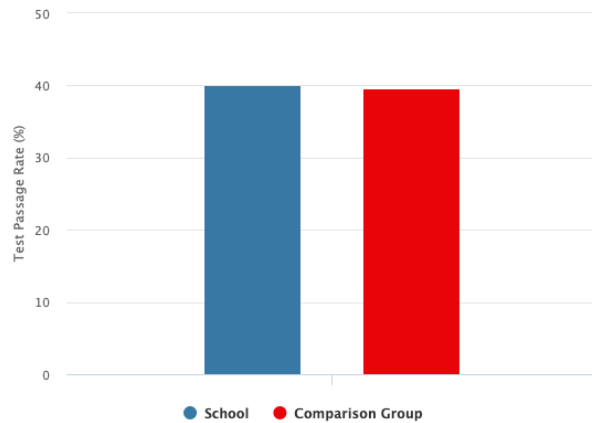
### Students Who Passed All Five Tests



#### Standards Key

- Exceeds Standards = 68.0 - 100.0%
- Meets Standards = 32.0 - 67.9%
- Does Not Meet Standards = 0.0 - 31.9%

### How Does this School Compare to the Other Dropout Recovery Program Schools in Ohio?



## Progress

The Progress component looks closely at the growth that students are making during the school year.



### Overall

This measures the progress for all students in math, ELA, science and social studies using tests in grades 4-8 and some end-of-course exams.

### Progress Details

This table shows the Progress scores by test grade and subject, and includes up to three years of data as available.

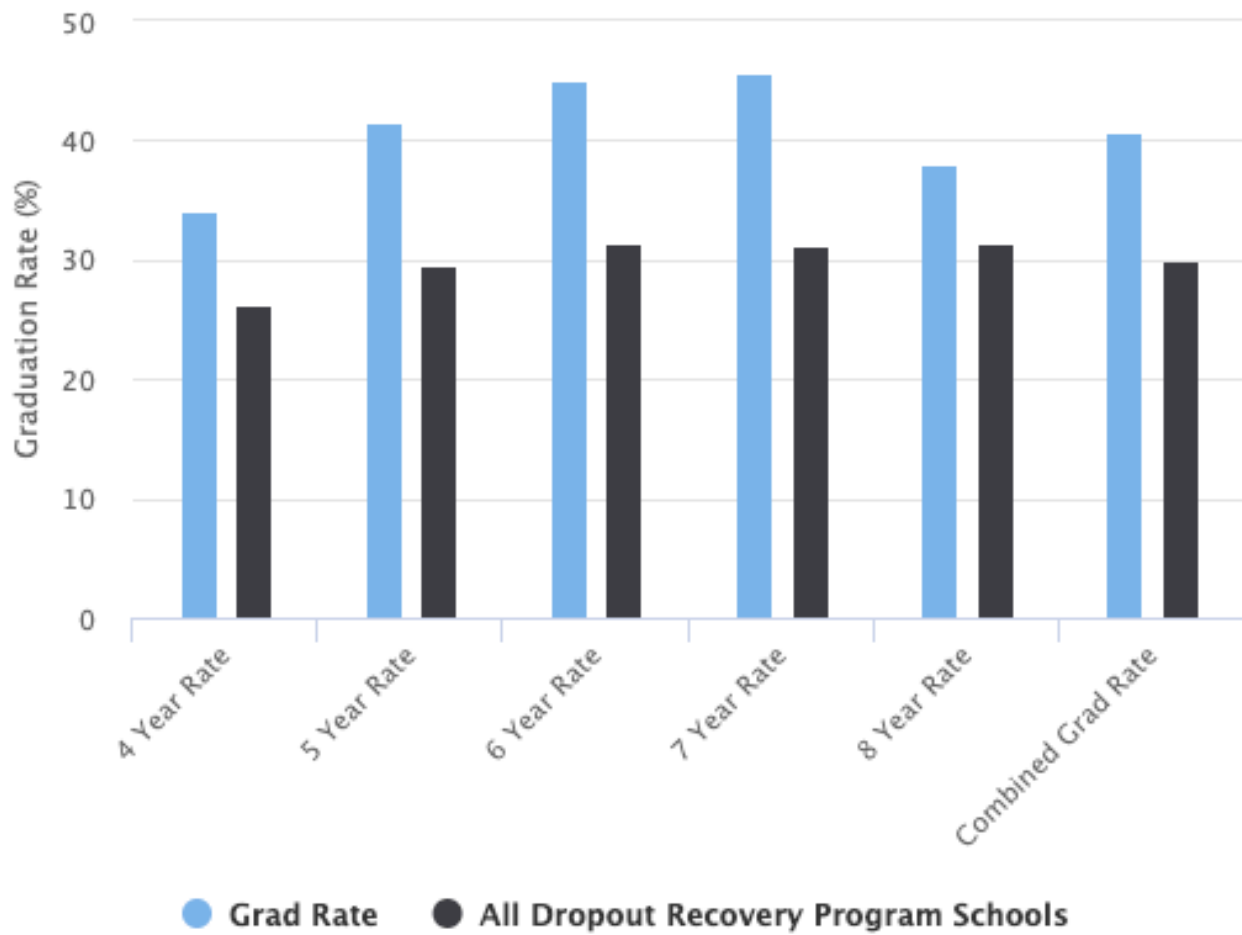
Test Grade	Progress Score		
	Reading	Mathematics	All Tests
All Grades	Exceeds Standards	Meets Standards	Exceeds Standards

Although Progress scores are not assigned letter grades at this level of detail, the grading scale applied at the Overall (All Students, All Tests) level is:

- Exceeds Standards
- Meets Standards
- Does Not Meet Standards
- Value Added data is not available



## How Does this School Compare to the Other Dropout Recovery Program Schools in Ohio?



## Graduation Rate

The Graduation Rate component looks at the percent of students who are successfully finishing high school with a diploma in four, five, six, seven, or eight years.



[View More Data](#)

### 4-Year Graduation Rate

The 4-year graduation rate applies to the Class of 2017 who graduated within four years, i.e. students who entered the 9th grade in 2014 and graduated by 2017.

**34.1%**  
Meets Standards

#### 4-Year Graduation Rate Standards Key

**Exceeds** = 36.0 - 100.0%

**Meets** = 8.0 - 35.9%

**Does Not Meet** = 0.0 - 7.9%

### 7-Year Graduation Rate

The 7-year graduation rate applies to the Class of 2014 who graduated within seven years, i.e. students who entered the 9th grade in 2011 and graduated by 2017.

**45.7%**  
Exceeds Standards

### 8-Year Graduation Rate

The 8-year graduation rate applies to the Class of 2013 who graduated within eight years, i.e. students who entered the 9th grade in 2010 and graduated by 2017.

**38.0%**  
Meets Standards

### 5-Year Graduation Rate

The 5-year graduation rate applies to the Class of 2016 who graduated within five years, i.e. students who entered the 9th grade in 2013 and graduated by 2017.

**41.5%**  
Exceeds Standards

### Combined Graduation Rate

This combined graduation rate is the weighted average of 4- through 8-year graduation rates.

**40.8%**  
Exceeds Standards

### 6-Year Graduation Rate

The 6-year graduation rate applies to the Class of 2015 who graduated within six years, i.e. students who entered the 9th grade in 2012 and graduated by 2017.

**45.0%**  
Exceeds Standards

## Gap Closing

The Gap Closing component shows how well schools are meeting the performance expectations for our most vulnerable students in English language arts, math, graduation and English language proficiency.



[View More Data](#)

### Annual Measurable Objectives

Annual Measurable Objectives (AMOs) compare the performance of each student group to the expected performance goals for that group to determine if gaps exist. These charts show how well each group compares to the state average in ELA, math and graduation. A fourth AMO measures whether English Learners are making progress towards becoming proficient in English. The ultimate goal is for all groups to achieve at high levels.

**5.2%**  
Meets Standards

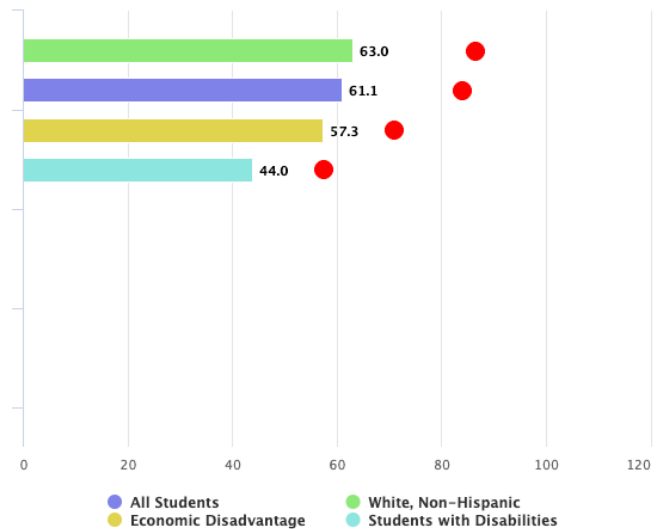
#### Standards Key

- Exceeds Standards = 36.0 - 100.0%
- Meets Standards = 1.0 - 35.9%
- Does Not Meet Standards = 0.0 - 0.9%

English Language Arts   Math   Graduation Rate

English Learners

Performance Index by Subgroup







**Visit A Learning Lab Near You!**

**Hours:** 8:30am-3:30pm  
Monday-Friday

**Mansfield**

890 W. 4th St.  
Mansfield Ohio 44906  
Phone: 419-775-4809

**Galion**

366 Portland Way  
Galion, Ohio 44833  
Phone: 419-468-5805

**Marion**

194 W Center St.  
Marion, Ohio 43302  
Phone: 740-387-3733

**Delaware**

248 N. Washington St.  
Delaware, Ohio 43015  
Phone: 419-741-4918

**Cardington**

3700 Co Rd 168  
Cardington, OH 43315  
Phone: 419-949-4545

**Mt Vernon**

781 Fairgrounds Rd  
Mt Vernon, OH 43050  
Phone: 419-823-9117

**Newark**

15 N. 3rd St, 6th Floor,  
Newark, OH 43055  
Phone: 740-785-1421

**Visit Us: [www.goaldigital.org](http://www.goaldigital.org)  
Facebook: [www.facebook.com/GOALDigitalAcademy](http://www.facebook.com/GOALDigitalAcademy)**